

Early Help Outcomes Report



Note: This framework is under development
Generated on: 10 May 2016

Outcome	Aims
1. Parents who are safe, secure, healthy and confident	Parents have good mental and physical health Parents are confident and competent in their parenting role Parents provide and emotionally stable environment free from crime and domestic abuse

PI Type
1. Long term indicators (3-5 years)

PI Code	PI Description	Last Update	Latest Value	Latest Target	RAG Status	Freq	Recent Perf Trend	Lead Officer	Performance Lead
PHOF02.0 2ii	Breastfeeding prevalence at 6-8 weeks after birth	Q4 2015/16		45.00%		Quarters		Ian Mather	Ian Mather; Denise Milnes
PHOF02.0 1	Low birth weight of term babies	2011/12	6.5%	7.4%		Years		Ian Mather	Angie Collard; Ian Mather
PHOF02.0 4	Under 18 conceptions (rate of conceptions per 1,000 females aged 15-17)	Q4 2014/15	16.1	22.5		Quarters		Ian Mather	Lynn Inglis
PHOF02.0 7ib	Hospital admissions caused by unintentional and deliberate injuries in 0-4 years.	2013/14	112.7			Years		Ian Mather	Angie Collard; Ian Mather

PI Type
2. Annual Performance Indicators

PI Code	PI Description	Last Update	Latest Value	Latest Target	RAG Status	Freq	Recent Perf Trend	Lead Officer	Performance Lead
NGAP06 02	Rates of domestic abuse incidents recorded by the Police per 1000 population	Q3 2015/16	3			Quarters		Caroline Murray	Julia Haywood
EH07 DA	Number of women attending five support sessions - IDVA (Domestic abuse) (cumulative)	Q3 2015/16	125			Quarters		Caroline Murray	
ECS 137	Number of Early Help Requests	Q4 2015/16	787			Quarters		Sarah Carpenter	
ECS 14	Percentage of social care referrals that are repeat referrals within 12 months	Q4 2015/16	12.0%	15.0%		Quarters		Frank McSheffrey	Ritesh Kansara
EH03 MH	% of women asked about mental health in early postnatal period and referred appropriately (IN DEVELOPMENT)							Ian Mather	
EH04 FNP	Parents supported by Family Nurse Partnership (IN DEVELOPMENT)							Ian Mather	
EH05 DRUG-ALC	Proportion in treatment who live with children under 18	Q3 2015/16	33.5%			Quarters		Ian Mather (data via SIAS)	Mark Lardner
NI 68	% of referrals to children's social care going on to a Single	Q4 2015/16	61.0%	74.0%		Quarters		Frank McSheffrey	Ritesh Kansara

PI Code	PI Description	Last Update	Latest Value	Latest Target	RAG Status	Freq	Recent Perf Trend	Lead Officer	Performance Lead
	Assessment or S47								
PH 06	Number of parents completing a programme	Q4 2015/16		85		Quarters		Ian Mather	Ian Mather; Denise Milnes
PH 79 NGAP090 3a	Smoking prevalence in pregnancy – % women smoking at time of delivery	Q3 2015/16	10.5%	11%		Quarters		Alison Trout	Alison Trout

PI Type

3. Satisfaction Measures

PI Code	PI Description	Last Update	Latest Value	Latest Target	RAG Status	Freq	Recent Perf Trend	Lead Officer	Performance Lead
EH02 Parents	Parents Report Increased parenting capacity as a result of attending Parenting Programmes - IN DEVELOPMENT							Ian Mather	Denise Milnes
EH01 Parents	Children, Young People & Families report things have improved for them as a result of an Early Help Engagement Plan (HWB PDM) (IN DEVELOPMENT for Sept 2016)							Sarah Carpenter	

Outcome

Aims

2. Children and young people are secure, healthy, confident and ready to learn

C&YP live healthy lifestyles
C&YP are mentally and emotionally secure
C&YP are ready to learn, attend school and achieve good educational outcomes

PI Type

1. Long term indicators (3-5 years)

PI Code	PI Description	Last Update	Latest Value	Latest Target	RAG Status	Freq	Recent Perf Trend	Lead Officer	Performance Lead
DAAT 92	Hospital admissions for mental health conditions per 100,000 (age 0-17 years)	2014/15	79			Years		Ian Mather	
ECS 10	Referrals to social care per 10,000 population under 18 (cumulative measure) ***INFORMATION MEASURE ONLY***	Q4 2015/16	417.00	490.00		Quarters		Frank McSheffrey	Jane Wilton
ECS 147 C PDM	Number of children at risk of missing education (CME) : measures those RAG rated 'red' in terms of CME who are not in receipt of suitable full time provision, i.e. suitable provision has not been identified	Q3 2015/16	66			Quarters		Michelle Sadler	Ritesh Kansara
EH08 MISSING	Number of Children/Young People reported as missing from care							Jane Wilton	Rachel Robinson
EH09 MISSING	Number of Children/Young People reported as missing from							Jane Wilton	Rachel Robinson

PI Code	PI Description	Last Update	Latest Value	Latest Target	RAG Status	Freq	Recent Perf Trend	Lead Officer	Performance Lead
	home								
EH10 SCH EXC	Permanent exclusions as % of school population	2013/14	0.11%			Years		Michele Sadler	
EH11 CSE	Number of young people at risk of sexual exploitation	February 2016	66			Months		Angela James	
EH12 PHONICS	Phonics score for Year One school children (MEASURE TO BE CONFIRMED)					Years		Phil Leivers	Kate Sirrett
EH13 PHONICS	Phonics score for Year One school children - 'disadvantaged' pupils (MEASURE TO BE CONFIRMED)					Years		Phil Leivers	Kate Sirrett
EH14 EDU	GCSE Attainment measure (IN DEVELOPMENT - take into account new criteria)	2014/15	60.8%			Years		Phil Leivers	Kate Sirrett
EH15 EDU	GCSE Attainment measure - closing the gap (IN DEVELOPMENT - take into account new criteria) (could be a N/S measure KPI and a 'disadvantaged' KPI)	2013/14	33.8%			Years		Phil Leivers	Kate Sirrett
EH34 SATS	SATs measure(s) (TO BE CONFIRMED)					Years		Phil Leivers	Kate Sirrett
NGAP08 03	Proportion of children aged 10 -11 classified as overweight or obese (Year 6) (%)	2014/15	30%			Years		Ian Mather	Angie Collard
PHOF02.0 6i	Proportion of children aged 4-5 classified as overweight or obese. EARLY HELP	2014/15	19.1%			Years		Ian Mather	Ian Mather

PI Type

2. Annual Performance Indicators

PI Code	PI Description	Last Update	Latest Value	Latest Target	RAG Status	Freq	Recent Perf Trend	Lead Officer	Performance Lead
EH16 MH	Number of children with a mental health problem receiving treatment (IN DEVELOPMENT)							Julie Hackett	
EH18 OFFER	Percentage of Children taking up Early Years entitlement offer for 2 year olds (Reported Termly)	Q1 2016/17	64%			Quarters		Sarah Carpenter	Rosie Ratcliffe
EH33 OFFER	3 and 4 year-olds benefitting from funded early education					Years		Lisa Morris	Rosie Ratcliffe
EH19 PLANS	Progress against early help plans identified (IN DEVELOPMENT)							Sarah Carpenter	
EH17 SCH ATTEND	Number of children who have less than 90% attendance (over 3 consecutive terms) (IN DEVELOPMENT) (Termly measure)					Quarters		Michele Sadler	
PH 07	% of 2-2.5yr development checks carried out by a	Q4 2015/16	92%	95%		Quarters		Ian Mather; Denise Milnes	Ian Mather; Denise Milnes

PI Code	PI Description	Last Update	Latest Value	Latest Target	RAG Status	Freq	Recent Perf Trend	Lead Officer	Performance Lead
	health visitor								
PHOF03.0 3x	MMR vaccination coverage for two doses (five year olds).	Q2 2015/16	90.4%	95.0%		Quarters		Ian Mather	Ian Mather

PI Type

3. Satisfaction Measures

PI Code	PI Description	Last Update	Latest Value	Latest Target	RAG Status	Freq	Recent Perf Trend	Lead Officer	Performance Lead
EH20 VIEW	% of pupils with high self-esteem (measured by the HRBQ - IN DEVELOPMENT) Bi-annual measure - Due Summer 2016	2014/15				Years		Bev Petch	Gary Baker
EH21 VIEW	Voice of the child measure - Linked to Active Engagement Strategy (IN DEVELOPMENT)							Yvonne Obaidy	
EH32 VIEW	Strengths and Difficulties Questionnaire Measure					Years		Ian Mather	Ian Mather

Outcome	Aims
3. Families who live in households that are emotionally and materially secure	<p>C&YP engage in further education, employment or training on leaving school</p> <p>C&YP live in households free from low income and where adults are actively pursuing employment</p> <p>C&YP grow up in homes which provide a stimulating environment</p>

PI Type

1. Long term indicators (3-5 years)

PI Code	PI Description	Last Update	Latest Value	Latest Target	RAG Status	Freq	Recent Perf Trend	Lead Officer	Performance Lead
CONNEX 01 MC PDM	16 to 19 year olds (School Years 12 to 14) who are not in education, employment or training (NEET) ex NI 117	March 2016	4.20%	5.00%		Months		Martin O'Connor	Martin O'Connor
EH22 HOMES	Reduction in number of homeless families	Q3 2015/16	217			Quarters		George Daley	Gemma Thompson
EST 04 PDM	Youth Claimant Rate (information measure) - aim for a gap of no more than 0.8% above the England rate	March 2016	1.7	1.7		Months		Rachel Egan	Natalie Goulding
NGAP08 04	% of children living in households in receipt of an out of work benefit	2013/14	13.2%			Years		Alison McGrory	Jason Ward

PI Type

2. Annual Performance Indicators

PI Code	PI Description	Last Update	Latest Value	Latest Target	RAG Status	Freq	Recent Perf Trend	Lead Officer	Performance Lead
EH23 HOMES	Reduction in the number of families tenancy breakdown (IN DEVELOPMENT)							SCH (to be confirmed)	

PI Code	PI Description	Last Update	Latest Value	Latest Target	RAG Status	Freq	Recent Perf Trend	Lead Officer	Performance Lead
PH 23a (CSPD07 a)	Healthy Start Children's vitamin drops - % of those entitled who are accessing	Q4 2015/16	3.18%	15%		Quarters		Ian Mather	Denise Milnes
PH 23b (CSPD07 b)	Healthy Start Womens vitamin tablets - % of those entitled who are accessing	Q4 2015/16	10.68%	20%		Quarters		Ian Mather	Denise Milnes

PI Type
3. Satisfaction Measures



Outcome	Aims
4. Resilient families who are part of resilient communities	Communities feel safe and the vulnerable are identified and protected Families can access networks of support including good quality universal provision C&YP and families play an active role in their communities

PI Type
1. Long term indicators (3-5 years)

PI Code	PI Description	Last Update	Latest Value	Latest Target	RAG Status	Freq	Recent Perf Trend	Lead Officer	Performance Lead
ECS 127	Number of Child Protection Plans	March 2016	206			Months		Simon Stubbs	Ritesh Kansara
ECS 132	CIN Rates per 10,000 (LAC/ CPP excluded)	March 2016	172			Months		Frank McSheffrey	Ritesh Kansara
ECS 19a	Children looked after per 10,000 population under 18 (inc UASC) - INFORMATION MEASURE ONLY	March 2016	79.8			Months		Jane Wilton/Frank McSheffrey	Ritesh Kansara
NGAP04 01	Participation in formal volunteering (%) - Overall Borough Figure (bi-annual measure) (Next update TBC)	2013/14	42.1%			Years		Dave Pinwell	Melanie Lockey; Katherine Marsh
NGAP07 03	Reported incidents of crime (rate per 1,000 population)	H1 2015/16	27.38			Half Years		To be confirmed	Julia Haywood
NI 111a Qtrly	First time entrants to the Youth Justice System aged 10-17 (REVISED DATA)	Q3 2015/16	85			Quarters		Pali Obhi	Louise Arnold







PI Type
2. Annual Performance Indicators

PI Code	PI Description	Last Update	Latest Value	Latest Target	RAG Status	Freq	Recent Perf Trend	Lead Officer	Performance Lead
EH25 QA	Increase in number of universal settings achieving the QA standard (IN DEVELOPMENT)							Kathy Slinn	
EH24 ASB	Reduction in Anti Social Behaviour across households receiving support through early help (IN DEVELOPMENT)							TBC	Gary Baker
HWB02	% of face-to-face New Birth Visits (NBV) undertaken between 10-	Q4 2015/16	92.76%	95%		Quarters		Ian Mather	Ian Mather; Denise Milnes

PI Code	PI Description	Last Update	Latest Value	Latest Target	RAG Status	Freq	Recent Perf Trend	Lead Officer	Performance Lead
	14 days by a Health Visitor								
PHOF01.13i	The proportion of (young) offenders who re-offend from a rolling 12 month cohort.	Q3 2015/16	21.6%	35.9%		Quarters		Pali Obhi / Sara Rooney	Louise Arnold; Sara Rooney

PI Type

3. Satisfaction Measures

PI Code	PI Description	Last Update	Latest Value	Latest Target	RAG Status	Freq	Recent Perf Trend	Lead Officer	Performance Lead
EH26 VIEW	% of pupils afraid to go to school because of bullying (HRBQ) Bi-annual measure - Due Summer 2016					Years		Bev Petch	Gary Baker
EH27 VIEW	% of pupils who say their school takes bullying seriously (HRBQ) Bi-annual measure - Due Summer 2016					Years		Bev Petch	Gary Baker
EH28 VIEW	% increase in parents and children and young people who would recommend the health visitor or school nurse service (NHS Family and Friends Test)					Years		Ian Mather	Denise Milnes